

Attachment A

BUILDING DEPARTMENT QUARTERLY REPORT



FIRE PREVENTION | BUSINESS LICENSE | BUILDING

A Word From Our Building Official

As we reflect on the past quarter, our focus remains on maintaining high standards with respect to code compliance in the permitting process.

We continue to make significant strides in processing permits efficiently and ensuring that ongoing projects adhere to all regulations.

Moving forward, we will continue to streamline our processes and improve communication with contractors and the public to ensure that our community remains safe and well-developed.

Thank you for your continued collaboration and support.



Staff Highlight

Lupe joined the City of Victorville in 2022 as a Customer Service Representative in the Finance Department.

After just a month, she was promoted to Permit Technician in the Building Department, and recently advanced to Plan Checker.

Her demonstration of the city's core values has made her an asset to the team.

Congratulations, Lupe!



Lupe Cruz

Plan Checker | Building



Table of Contents

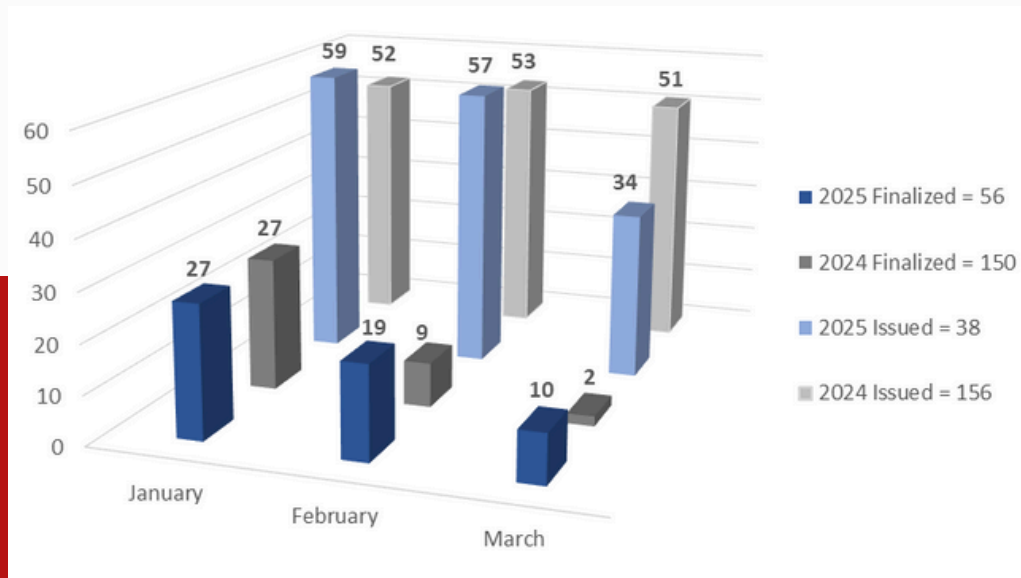
Building Permit Analysis	4-5
<hr/>	
Monthly Inspections & Stops	6
<hr/>	
Building Permit Totals & Revenue	7
<hr/>	
Business License Analysis	8-10
<hr/>	
Business License Totals & Revenue	11
<hr/>	
Fire Prevention Activity Analysis	12-13

Building Permit Analysis



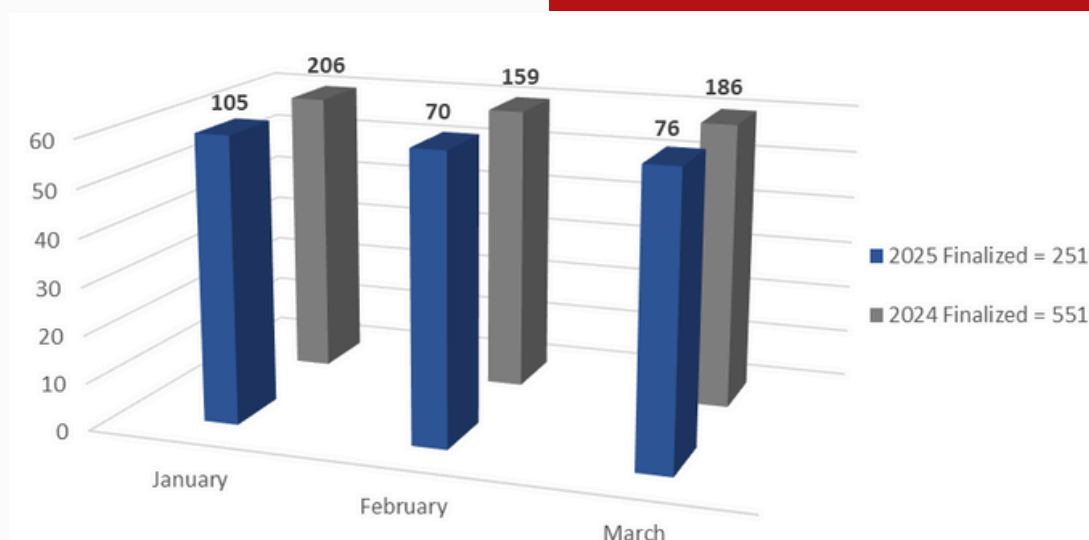
Issued & Finalized Single Family Residential Permits

This chart shows single family residential permit activity for the quarter broken down by month, as well as a year over year comparison. The chart covers two types of permit statuses: those that have been issued and those which have passed final inspections.



Miscellaneous Finalized Permits

This chart shows miscellaneous permit activity for the quarter broken down by month, as well as a year over year comparison. Miscellaneous permits are permits for items that are not associated with new construction, such as patios, pools, block walls, HVAC, and water heater changeouts, etc.

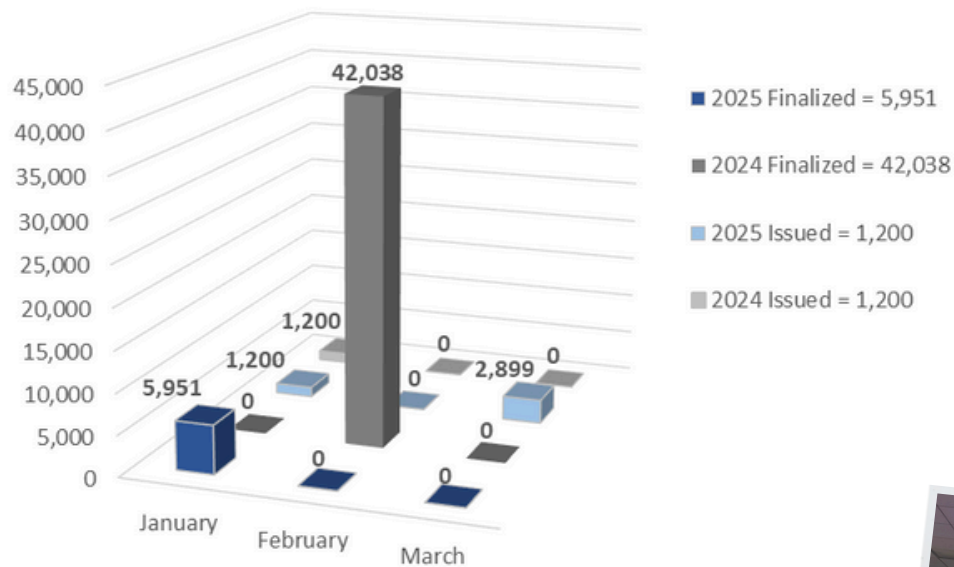


Building Permit Analysis Cont.




Issued/Finalized Commercial & Industrial Permits

This chart shows commercial/industrial permit activity for new construction for the quarter broken down by month and by square footage, as well showing a year over year comparison.

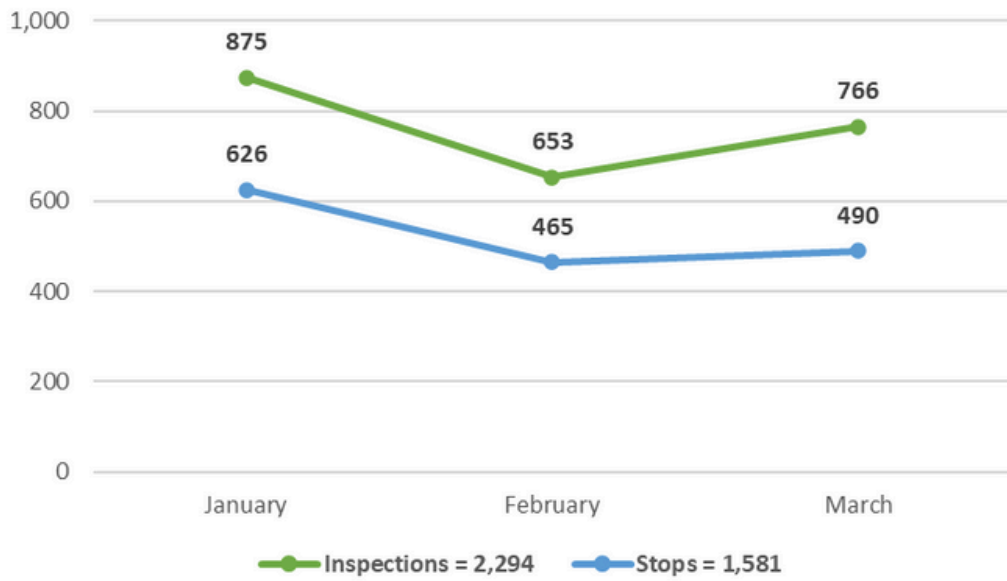


BUILDING



Monthly Inspections & Stops

The chart shows the monthly data for this quarter for two categories: Inspections and Stops. Some individual “stops” involve multiple inspections, which is why the number of inspections is typically higher.



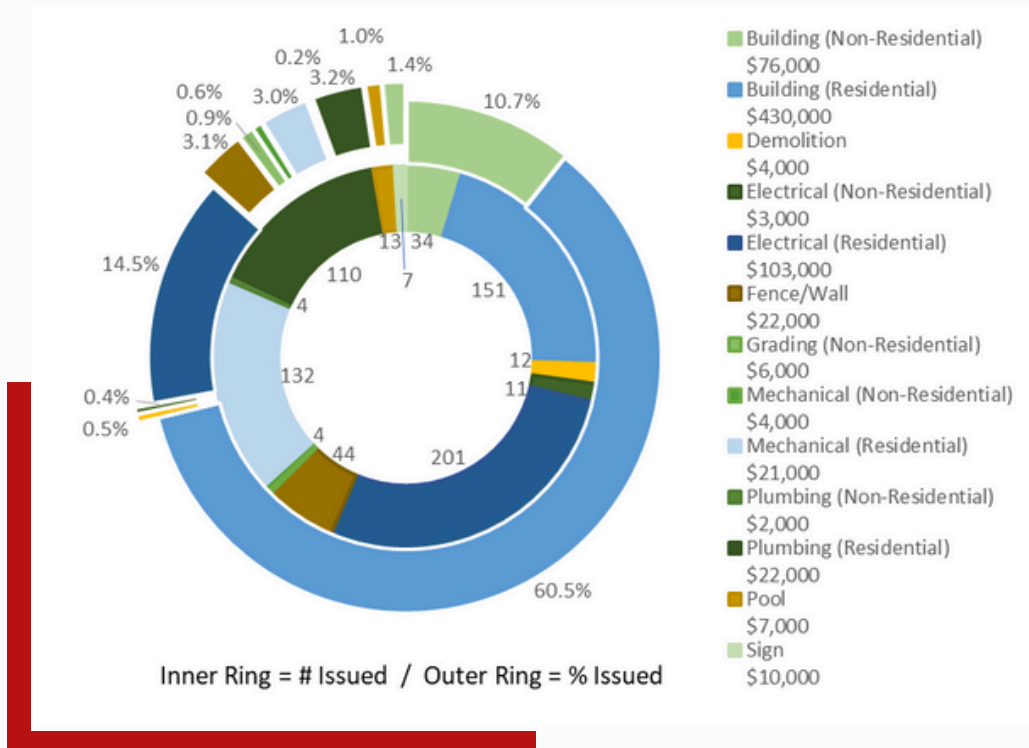
BUILDING



Building Permit Totals & Revenue

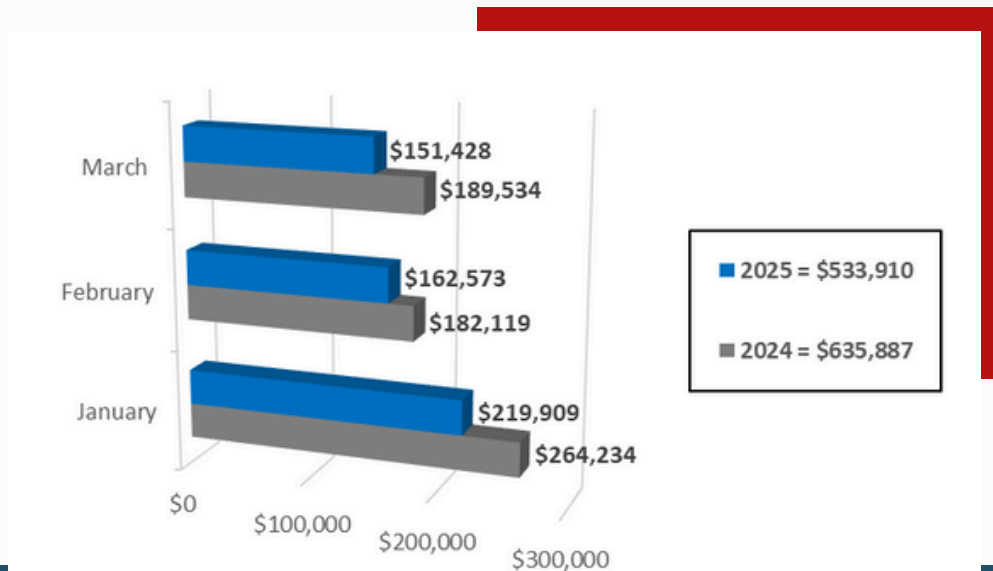
Number / Percentage / Revenue of Issued Permits

The dual-ring donut chart shows the number of permits issued and renewed, categorized by permit type. The inner ring represents the number of permits issued, and the outer ring represents the percentage of total revenue collected by the Building Division.



\$ Quarterly Permit Revenue - Prior Year Comparison

This chart compares revenue totals in this quarter, with the legend on the right side clarifying which year each color corresponds to with last year's revenues for comparison.

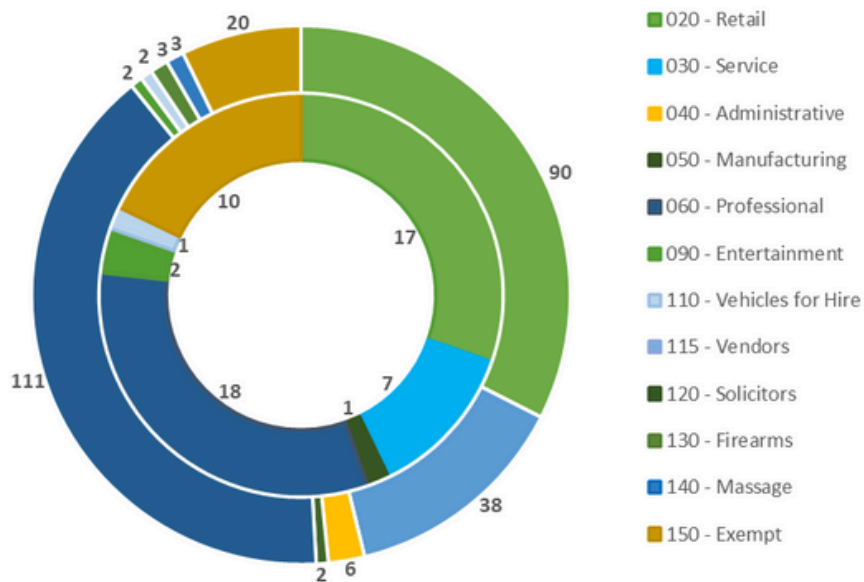


Business License Analysis



Commercial Business Licenses New & Renewed

This chart shows the number of commercial business licenses issued and renewed, categorized by license type as shown in Victorville's Municipal Code. Each color represents a different business license category. The inner ring represents new licenses issued, and the outer ring represents renewed licenses.



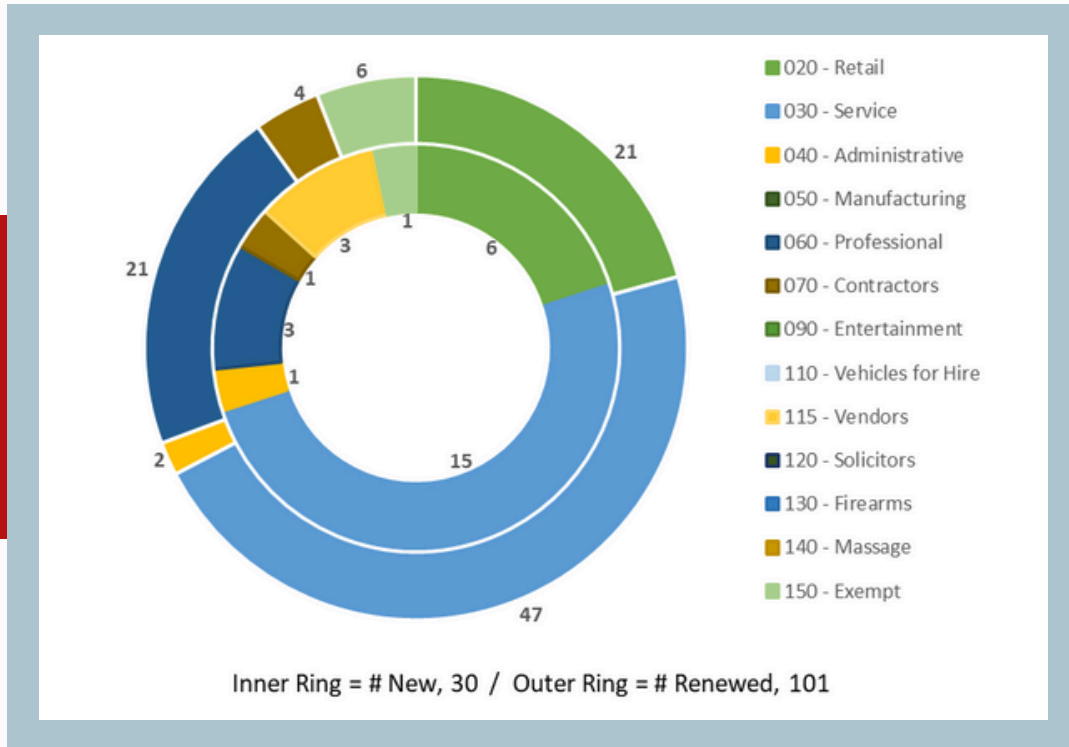
Inner Ring = # New, 57 / Outer Ring = # Renewed, 280

Business License Analysis Cont.




Home Occupation Business Licenses New & Renewed

This chart shows the number of home occupation business licenses issued and renewed, categorized by license type as shown in Victorville's Municipal Code. Each color represents a different business license category. The inner ring represents new licenses issued, and the outer ring represents renewed licenses.



BUSINESS LICENSE

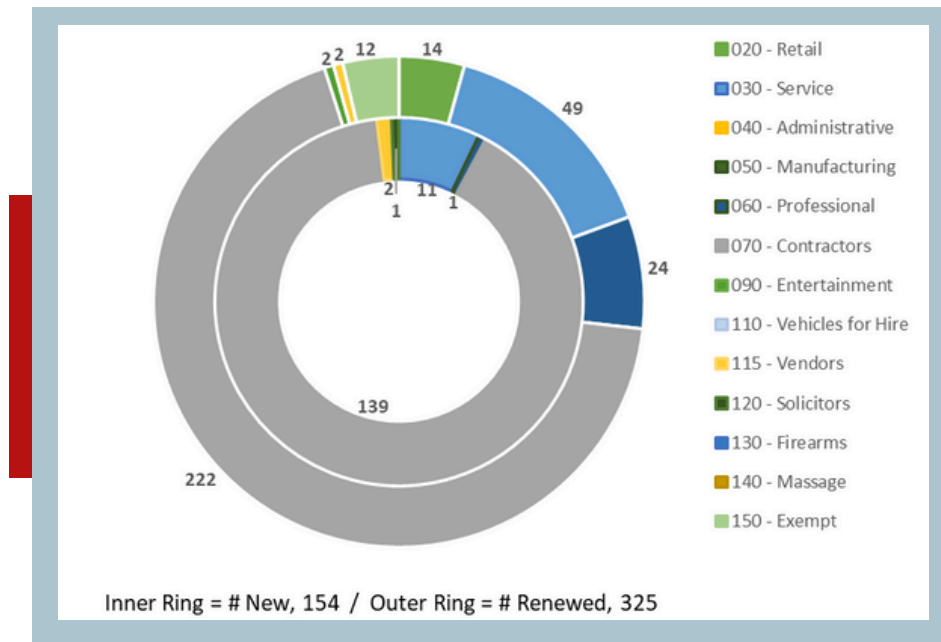


Business License Analysis Cont.



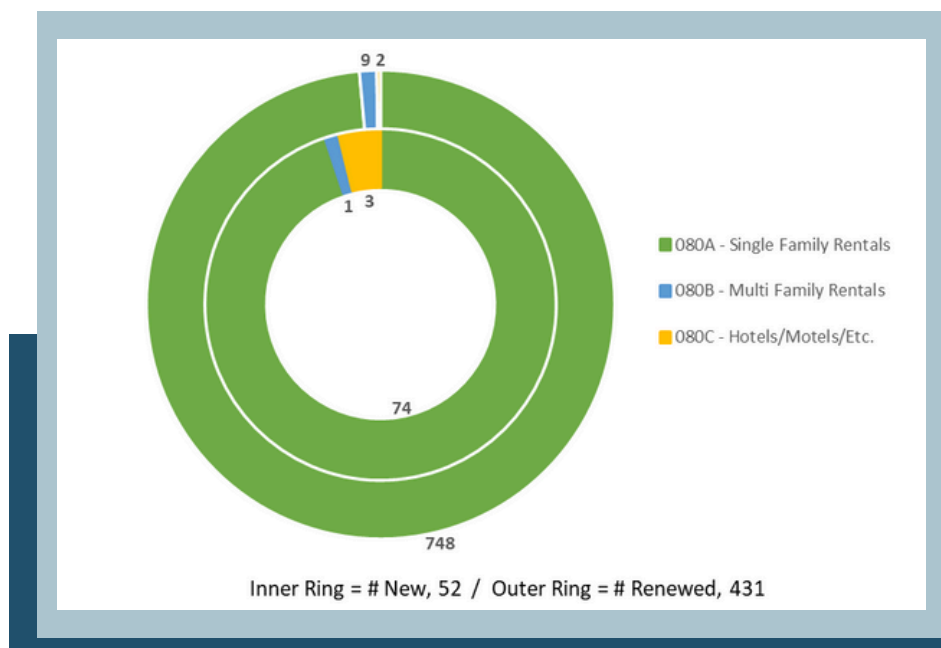
Out-of-City Business Licenses New & Renewed

This chart shows the number of out-of-city business licenses issued and renewed, categorized by license type as shown in Victorville's Municipal Code. Each color represents a different business license category. The inner ring represents new licenses issued, and the outer ring represents renewed licenses.



Rental Business Licenses New & Renewed

This chart shows the number of rental business licenses issued and renewed, categorized by license type as shown in Victorville's Municipal Code. Each color represents a different business license category. The inner ring represents new licenses issued, and the outer ring represents renewed licenses.

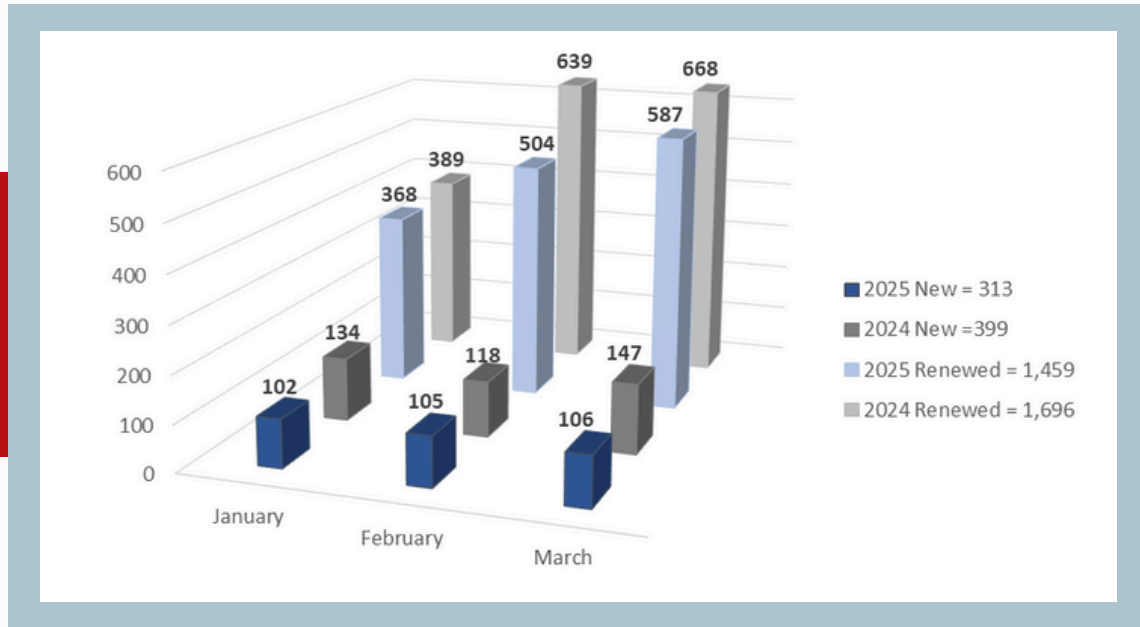


Business License Totals & Revenue



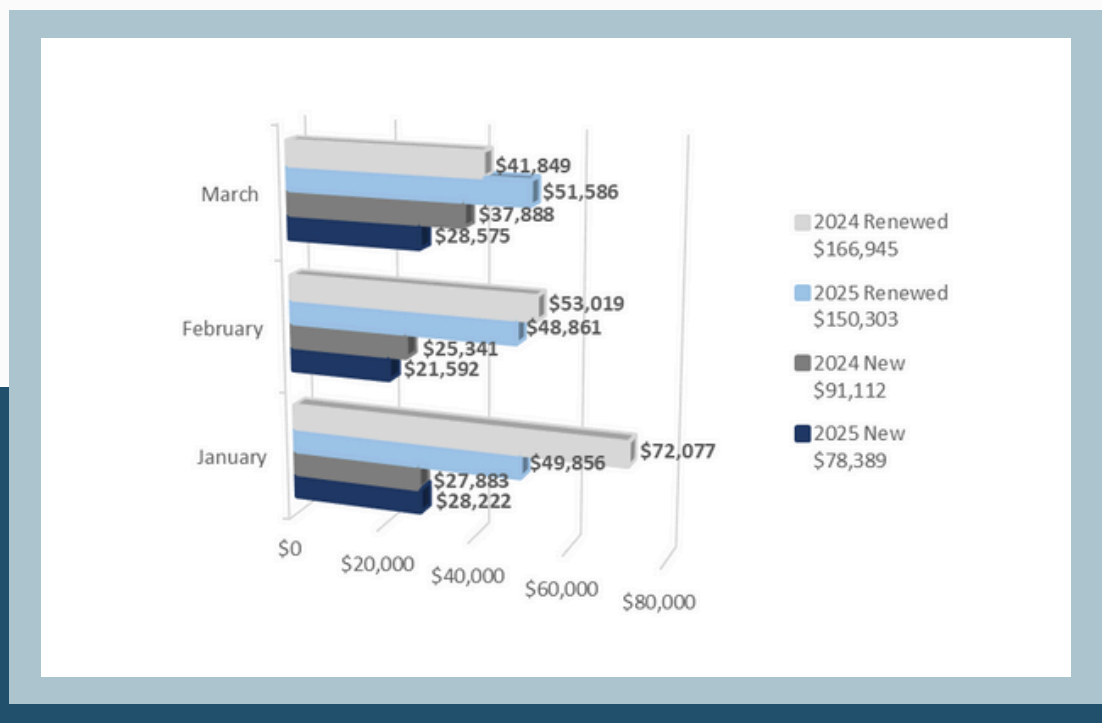
All Business Licenses New & Renewed

This chart shows the number of all business licenses issued and renewed. The inner ring represents new licenses issued, and the outer ring represents renewed licenses. Each month's bars show the corresponding number of new/renewed licenses for this quarter, as well as a year-to-year comparison.



Quarterly Business License Revenue - Prior Year Comparison

This chart shows revenue totals in this quarter, with the legend on the right side clarifying what each color corresponds to. Each month's bars show the corresponding revenue amounts of issued/renewed licenses for this quarter, as well as a year-to-year comparison.



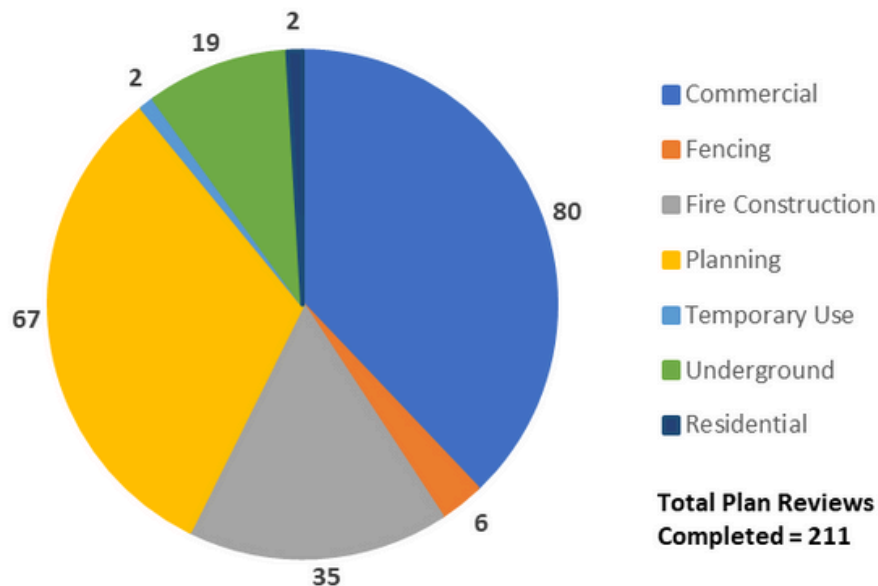


Fire Prevention Activity Analysis



Plan Reviews Completed

The following chart illustrates the type and number of plan reviews completed by the Fire Prevention Division for New Construction Projects and Tenant Improvements to ensure fire code compliance.

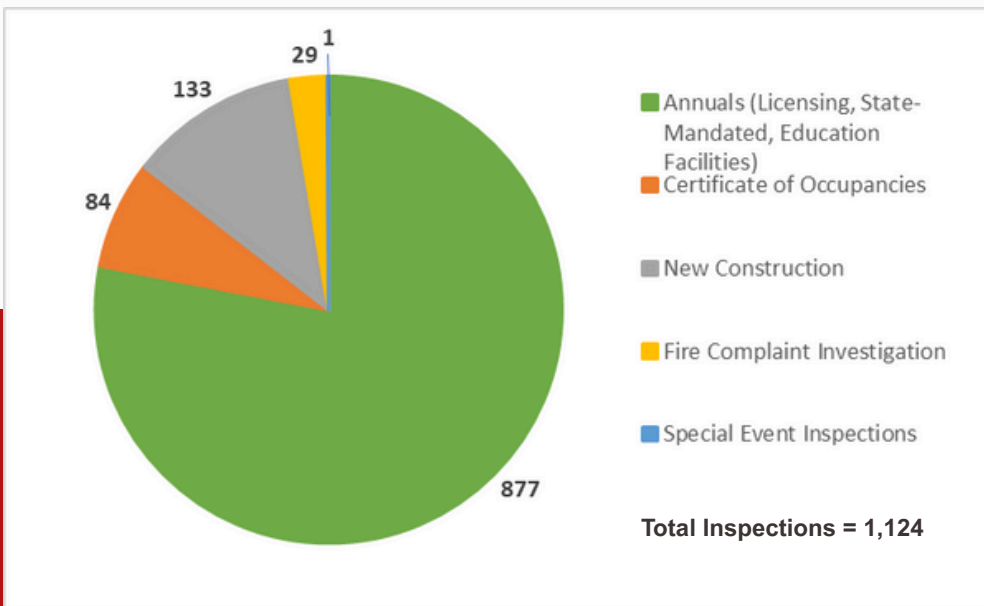


Fire Prevention Activity Analysis Cont.



Fire Prevention Quarterly Inspections

The following chart illustrates the type and number of fire inspections completed by the Fire Prevention Division during the last quarter.



Fire Prevention Permits Issued

The following chart illustrates the type and number of permits the Fire Prevention Division issued for various construction types and operations.

